

DECLASSIFIED

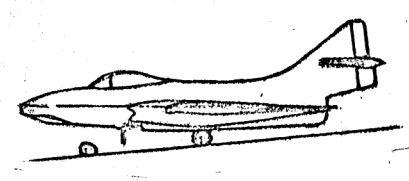
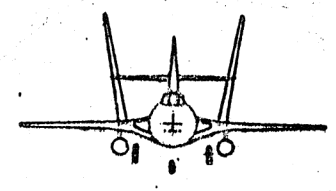
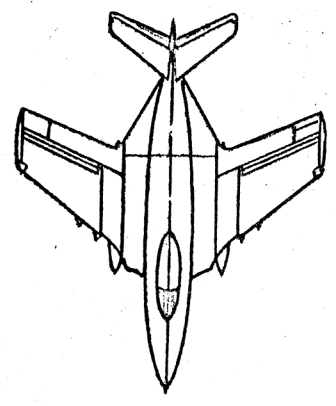
SERVICE

CHARACTERISTICS SUMMARY

SPECIAL STORE DELIVERY

F9F-8B

GRUMMAN



WING AREA 337 Sq. Ft.
WING SPAN 34' - 6"

LENGTH 41' - 9"
HEIGHT 12' - 3"

AVAILABILITY			PROCUREMENT			
NUMBER AVAILABLE			NUMBER DELIVERED			
			IN FISCAL YEARS			
ACTIVE	RESERVE	TOTAL				

STATUS

First ProductionJanuary 1954
Service UseOctober 1954

ENGINES			
1	P&W J-48-P-8A		
T.O.	LBS	RPM	ALT
T.O.	7250	11000	SSL
MIL.	7250	11000	SSL
NORM.	5600	10400	SSL

FEATURES
CREW - 1
Cambered L. E. Wing
Ejection Seat
All Moveable Stabilizer

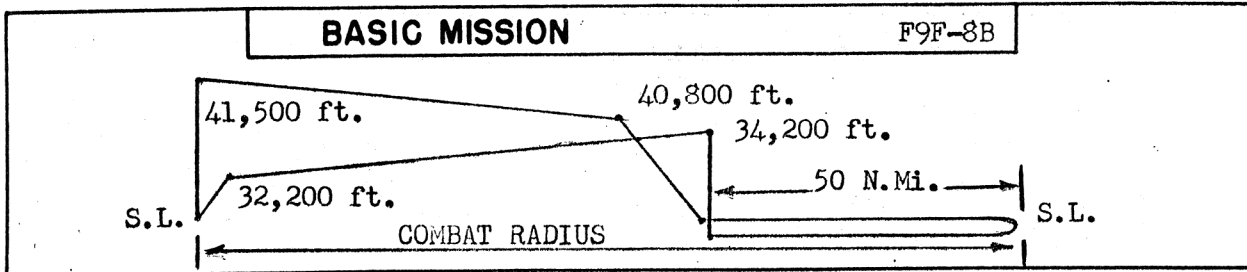
Max Store Cap 4,000#

1 External Tank - 150 gals.

ARMAMENT
GUNS
4 - 20mm - Fuse - 760 rds.
BOMBS
1125 lb. Store

NAVAER 1519 A (REV. 1-49)

CHARACTERISTICS SUMMARY



PERFORMANCE

COMBAT RADIUS	COMBAT RANGE	SPEED
295 naut. mi. 419 knots avg. 1.4 hrs. Mission Time SPECIAL STORE PROBLEM SEA LEVEL DELIVERY 1,125 lb. Store	915 naut. mi. 413 knots avg. -- hours	554 knots at S.L. ft. 556 knots at 5,000 ft. 532 knots at 10,000 ft. Combat Weight Military Power
CLIMB	CEILING	TAKE OFF
3,640 ft./min. Sea Level, T. O. wt. Military Power	36,600 ft. 100 ft./min., T. O. wt. Military Power	5,330 ft. Calm No Assist
5,410 Ft/min S.L. Combat Weight Military Power	41,700 ft. 500 ft/min Combat weight Military Power	3,690 ft. 25 kt wind No Assist
LOAD	WEIGHTS	STALLING SPEED
Fuel 1,215 gal. fixed 1,065 drop 150 JP-4 Max. Cap. 1,363 gals.	Empty 11,866 lbs. *Combat 18,035 lbs. Take-off 22,575 lbs. *Store expended	123.2 knots Power Off Flaps down, T. O. wt. TIME TO CLIMB 30,000 ft. in 12.0 min. T.O. Wt., Mil. Power

NOTES

PERFORMANCE BASIS: Contractor and NATC flight test of clean F9F-8 airplane.
Store data based on estimated calculations.
Range and radius based on Contractor and NATC flight test fuel consumption increased by 5%.